

CKT SIZE	DIM A	DIM B	DIM C	DIM D
2	.165 (4.20)	.378 (9.60)	.520 (13.20)	.772 (19.60)
4	.496 (12.60)	.709 (18.00)	.850 (21.60)	1.102 (28.00)
5	.661 (16.80)	.874 (22.20)	1.016 (25.80)	1.268 (32.20)
6	.827 (21.00)	1.039 (26.40)	1.181 (30.00)	1.433 (36.40)
7	.992 (25.20)	1.205 (30.60)	1.346 (34.20)	1.598 (40.60)
8	1.157 (29.40)	1.370 (34.80)	1.512 (38.40)	1.764 (44.80)
9	1.323 (33.60)	1.535 (39.00)	1.677 (42.60)	1.929 (49.00)
10	1.488 (37.80)	1.701 (43.20)	1.843 (46.80)	2.094 (53.20)
11	1.654 (42.00)	1.866 (47.40)	2.008 (51.00)	2.260 (57.40)
12	1.819 (46.20)	2.031 (51.60)	2.173 (55.20)	2.425 (61.60)

172648 - \* \* \*\*

**PLATING & PACKAGING**

- SEE NOTE 2  
 0 = TIN  
 1 = GOLD  
 6 = TIN, TRAY PACKAGING (ONLY FOR 4 & 5 CKT)  
 7 = GOLD, TRAY PACKAGING (ONLY FOR 4 & 5 CKT)

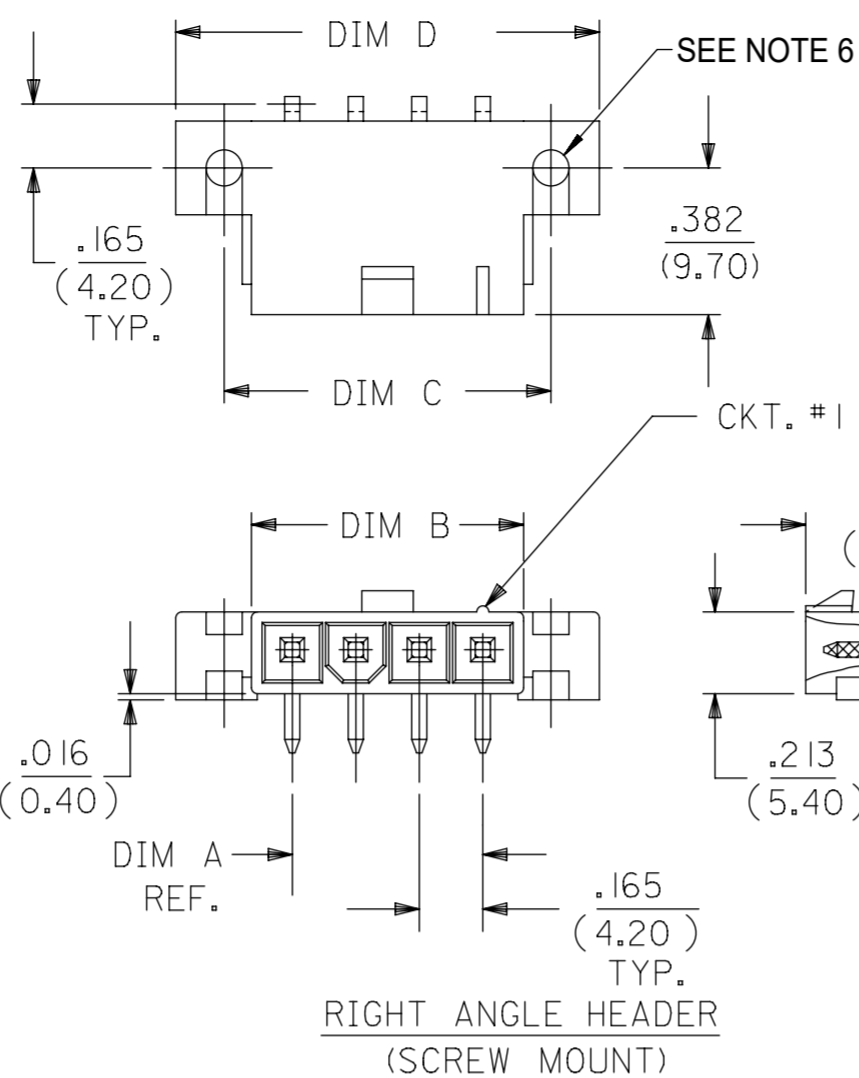
**ASSEMBLY TYPE & HOUSING MATERIAL**

- 1 = SINGLE ROW W/PEGS, POSITIVE LOCK  
 MATERIAL= NYLON, UL 94V-2  
 2 = SINGLE ROW W/SCREW MOUNT, POSITIVE LOCK  
 MATERIAL= NYLON, UL 94V-0

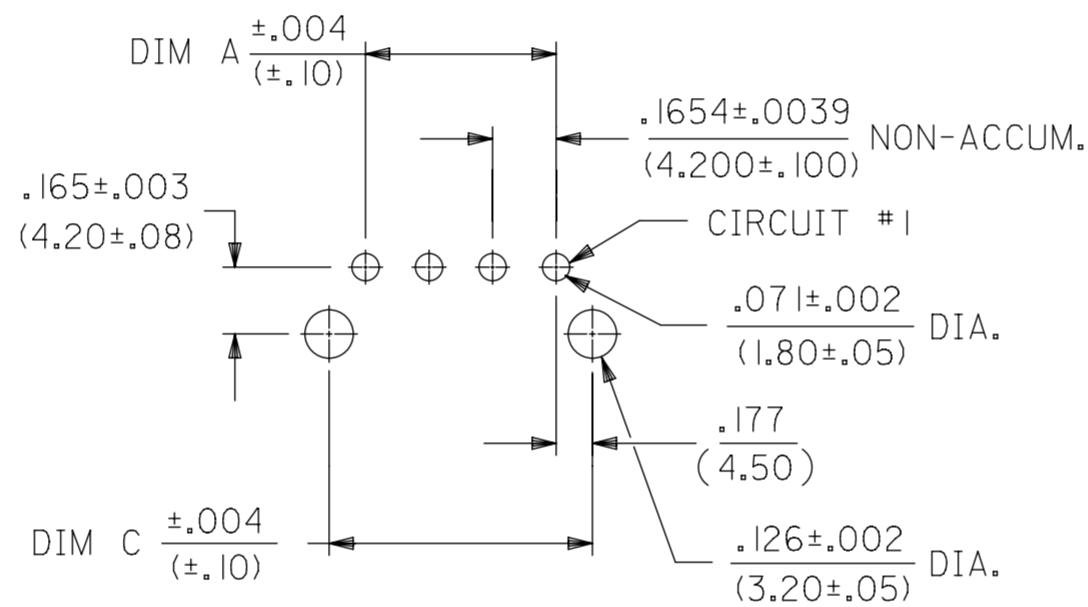
**NOTES:**

- MATERIAL:**  
**HOUSING:**  
 MATERIAL 1: UNFILLED NYLON, UL94V-2, IEC 60335-1, 5TH EDITION GLOW WIRE CAPABLE, COLOR - BLACK.  
 MATERIAL 2: UNFILLED NYLON, UL94V-0, IEC 60335-1, 5TH EDITION GLOW WIRE CAPABLE, COLOR - BLACK.  
**TERMINAL:**  
 BRASS ALLOY
- FINISH (PLATING):**  
 GOLD = .000030/(0.00076) MIN. SELECT GOLD OVER .000100/(0.00254) MIN. SELECT MATTE TIN OVER .000050/(0.00127) MIN. NICKEL OVERALL  
 TIN = .000100/(0.00254) MIN. MATTE TIN OVER .000050/(0.00127) MIN. NICKEL OVERALL
- PRODUCT SPECIFICATION:** PS-5556-001
- PACKAGING SPECIFICATION:** BULK PACK PER PK-5569-002  
 TRAY PACK PER PK-5569-005
- PART MATES WITH MINI-FIT JR. RECEPTACLE SERIES 46994.**
- SCREW MOUNT PARTS ARE DESIGNED FOR USE WITH #4 OR M3 SELF TAPPING SCREWS.**
- DISCOLORATION IN THE BANDOLIER CARRIER AREA OF THE PIN IS INHERENT TO THE PLATING PROCESS AND IS DUE TO THE MASKING EFFECT OF THE CARRIER. THIS DISCOLORATION IS IN A NON-FUNCTIONAL AREA OF THE PIN AND WILL NOT AFFECT THE PERFORMANCE OF THE HEADER ASSEMBLY.**
- CONNECTORS ARE NOT TO BE MATED AND UNMATED WHILE CIRCUITS ARE LIVE.**
- PARTS ARE NOT DESIGNED FOR CURRENT SHARING.**
- PART CONFORMS TO CLASS "B" REQUIREMENTS OF COSMETIC SPECIFICATION PS-45499-002, WITH THE EXCEPTION OF DISCOLORATION, FLASH AND SINK MEET CLASS "C" REQUIREMENTS.**
- FORMING MARKS ON PINS ARE ACCEPTABLE.**

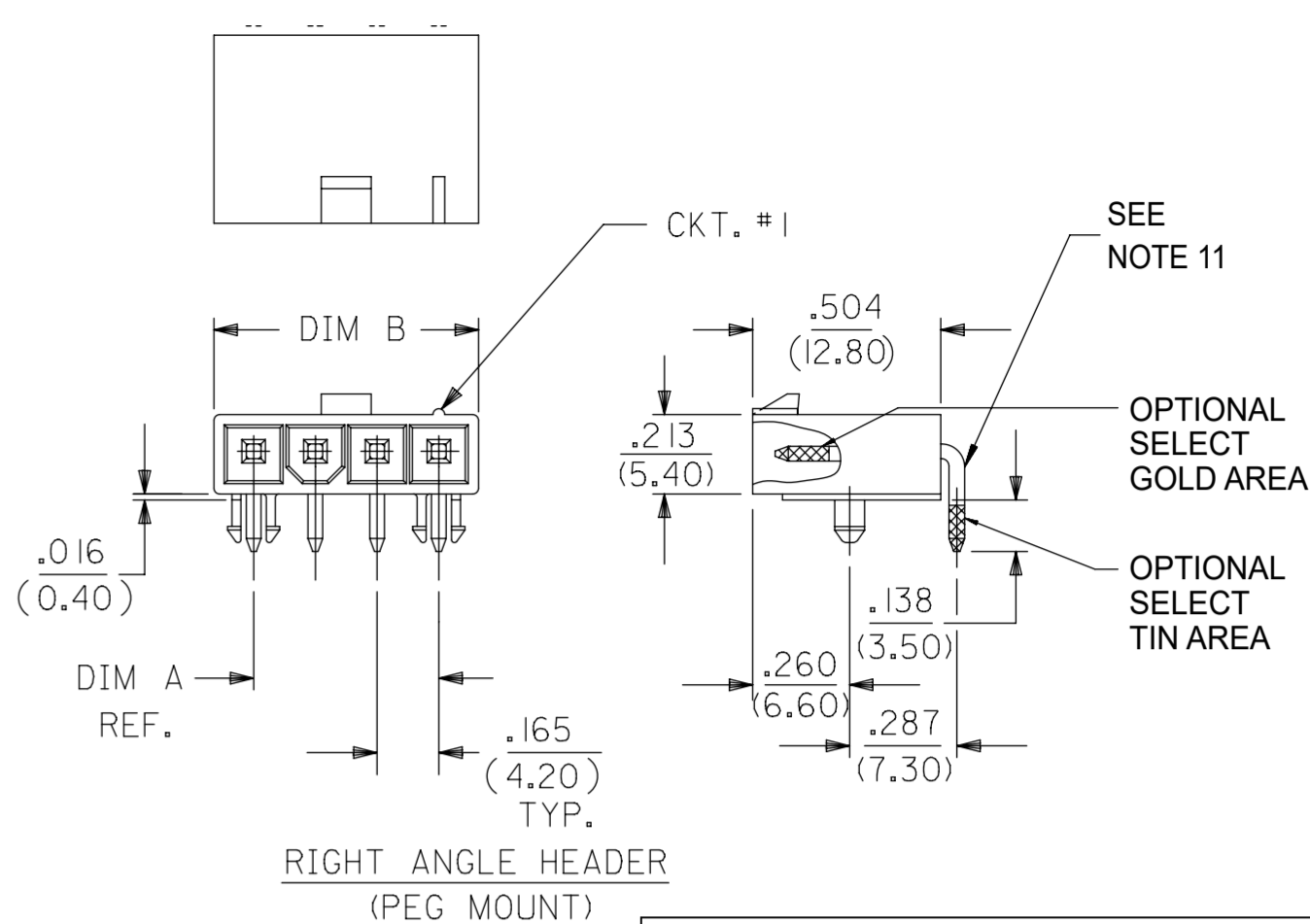
CIRCUIT SIZE



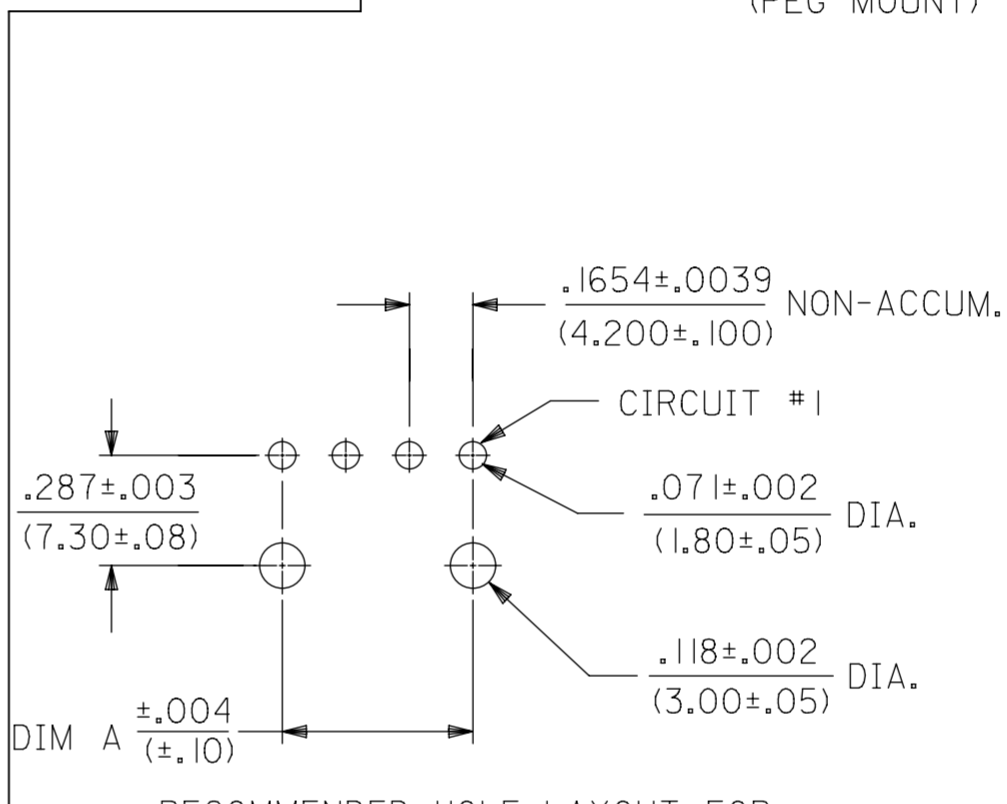
RIGHT ANGLE HEADER (SCREW MOUNT)



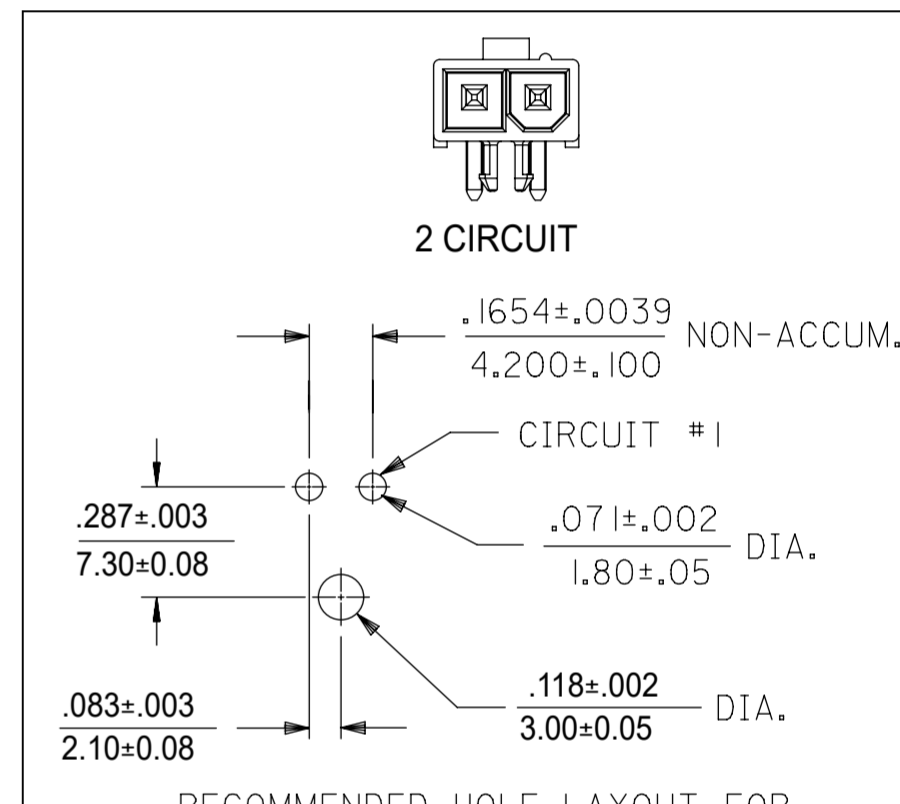
RECOMMENDED HOLE LAYOUT FOR .070/(1.78) MAX. THICK P.C. BOARD VIEWED FROM COMPONENT SIDE



RIGHT ANGLE HEADER (PEG MOUNT)



RECOMMENDED HOLE LAYOUT FOR .070/(1.78) MAX. THICK P.C. BOARD VIEWED FROM COMPONENT SIDE 4-12 CIRCUIT PART



RECOMMENDED HOLE LAYOUT FOR .070/ 1.78 MAX. THICK P.C. BOARD VIEWED FROM COMPONENT SIDE 2 CIRCUIT PART

PART NUMBER	CKT SIZE	MOUNTING OPTION	PLATING SEE NOTE 2	HOUSING MATERIAL	PACKAGING
172648-0302	2	PEG	TIN	NYLON UL94V-0	TRAY
172648-6304	4				TRAY
172648-6305	5				TRAY
172648-0306	6				TRAY
PART NUMBER	CKT SIZE	MOUNTING OPTION	PLATING SEE NOTE 2	HOUSING MATERIAL	PACKAGING
172648-1302	2	PEG	GOLD	NYLON UL94V-0	TRAY
172648-7304	4				TRAY
172648-7305	5				TRAY
172648-1306	6				TRAY

BULK PACKAGED PER PK-5569-002											
BULK PACKED PART NUMBERS ARE NOT RECOMMENDED, FOR NEW APPLICATIONS USE THE TRAY PACKED PART NUMBERS											
PART NUMBER	CKT SIZE	MOUNTING OPTION	PLATING SEE NOTE 2	HOUSING MATERIAL	PACKAGING	PART NUMBER	CKT SIZE	MOUNTING OPTION	PLATING SEE NOTE 2	HOUSING MATERIAL	PACKAGING
172648-0102	2	PEG	TIN	NYLON UL94V-2	TRAY	172648-1102	2	PEG	GOLD	NYLON UL94V-2	TRAY
172648-0104	4				BULK	172648-1104	4				BULK
172648-6104	4				TRAY	172648-7104	4				TRAY
172648-0105	5				BULK	172648-1105	5				BULK
172648-6105	5				TRAY	172648-7105	5				TRAY
172648-0106	6				TRAY	172648-1106	6				TRAY

THIS DRAWING CONTAINS INFORMATION THAT IS PROPRIETARY TO MOLEX ELECTRONIC TECHNOLOGIES, LLC AND SHOULD NOT BE USED WITHOUT WRITTEN PERMISSION

DIMENSION UNITS	SCALE	CURRENT REV DESC:	<b>molex</b>			
INCH/MM	NTS					
GENERAL TOLERANCES (UNLESS SPECIFIED)			MINI-FIT JR RIGHT ANGLE HEADER ASSEMBLY SINGLE ROW, GLOW WIRE			
ANGULAR TOL ± 3.0°						
4 PLACES	±	EC NO: 777582	PRODUCT CUSTOMER DRAWING			
3 PLACES	±	DRWN: JERRYW8 2024/02/20				
2 PLACES	± 0.38	CHK'D: XQZHANG 2024/02/22 APPR: XQZHANG 2024/02/22				
1 PLACE	±	INITIAL REVISION:	DOCUMENT NUMBER			
0 PLACES	±	DRWN: NNGUYEN 2014/04/11 APPR: FSMITH 2014/05/16	SD-172648-0000			
DRAFT WHERE APPLICABLE MUST REMAIN WITHIN DIMENSIONS	THIRD ANGLE PROJECTION	DRAWING	SERIES	MATERIAL NUMBER	CUSTOMER	SHEET NUMBER
		A2-SIZE	172648	SEE CHART	GENERAL MARKET	1 OF 2

PART NUMBER	CKT SIZE	MOUNTING OPTION	PLATING SEE NOTE 2	HOUSING MATERIAL	PACKAGING
172648-0103	3	PEG	TIN	NYLON UL94V-2	BULK
172648-1103	3		GOLD	NYLON UL94V-2	BULK
172648-6303	3		TIN	NYLON UL94V-0	TRAY
172648-7303	3		GOLD	NYLON UL94V-0	TRAY

172648 - \* \* 03

PLATING & PACKAGING  
SEE NOTE 2

- 0 = TIN
- 1 = GOLD
- 6 = TIN, TRAY PACKAGING (ONLY FOR 4 & 5 CKT)
- 7 = GOLD, TRAY PACKAGING (ONLY FOR 4 & 5 CKT)

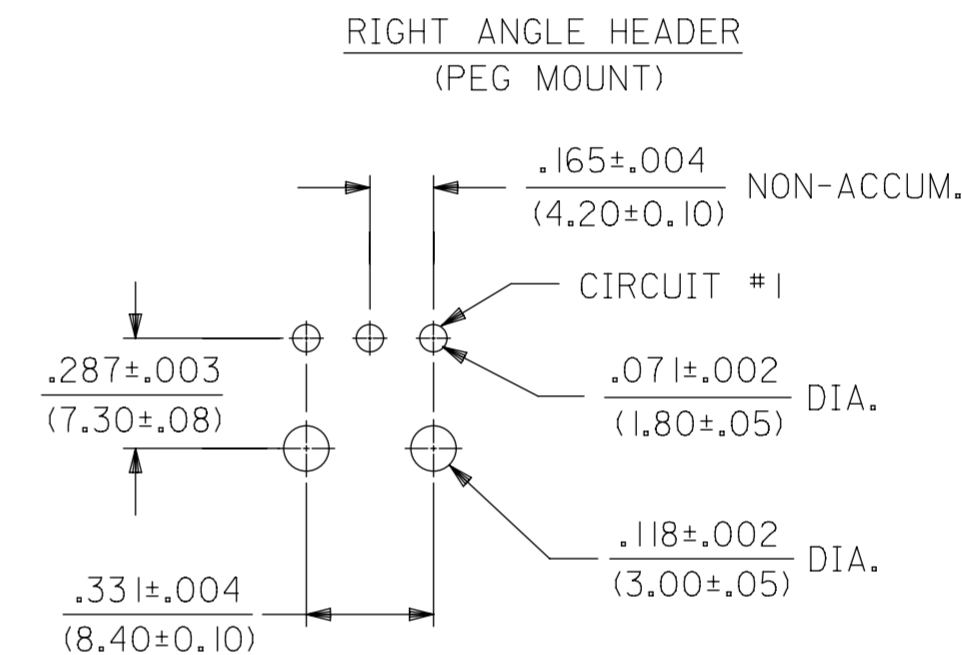
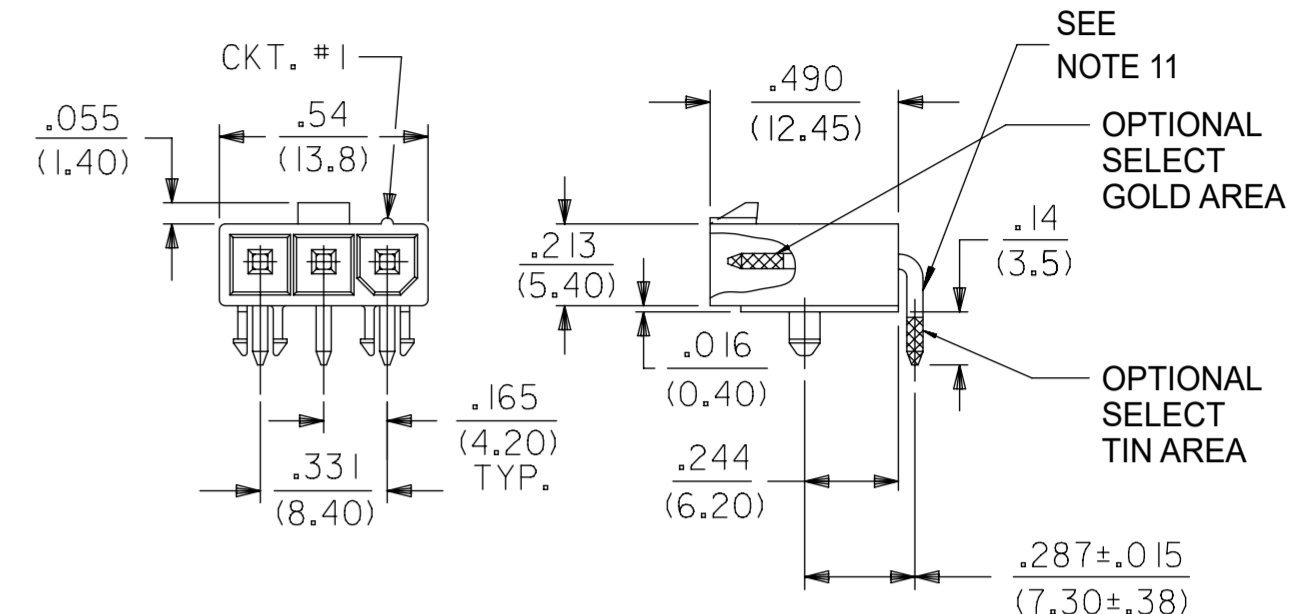
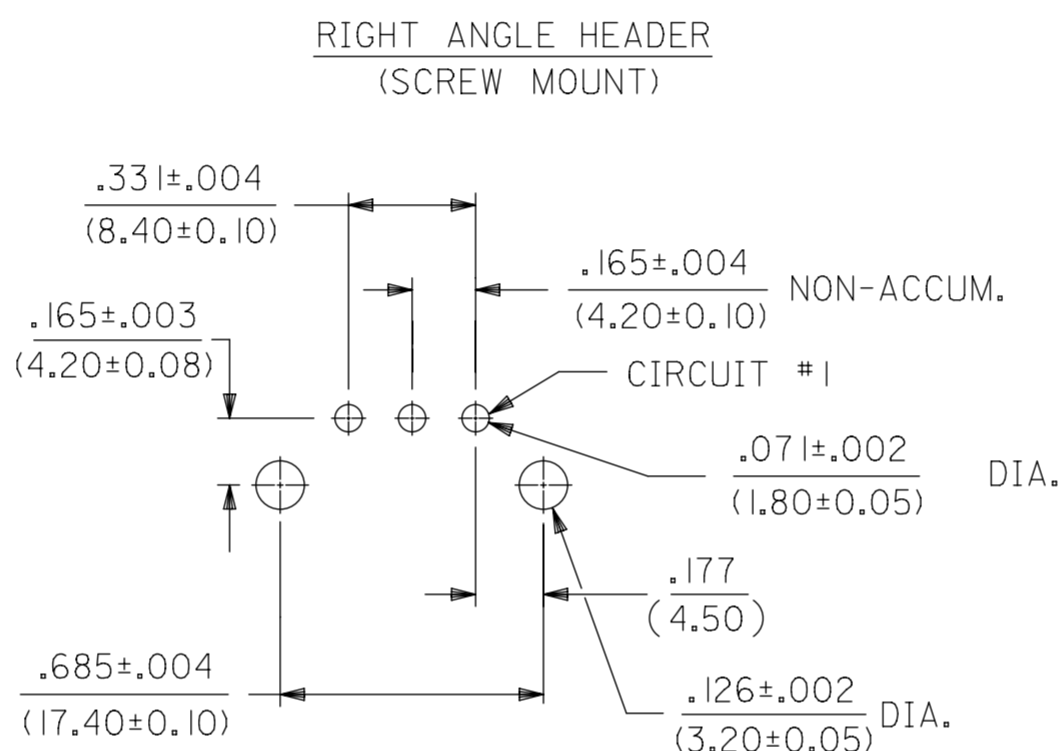
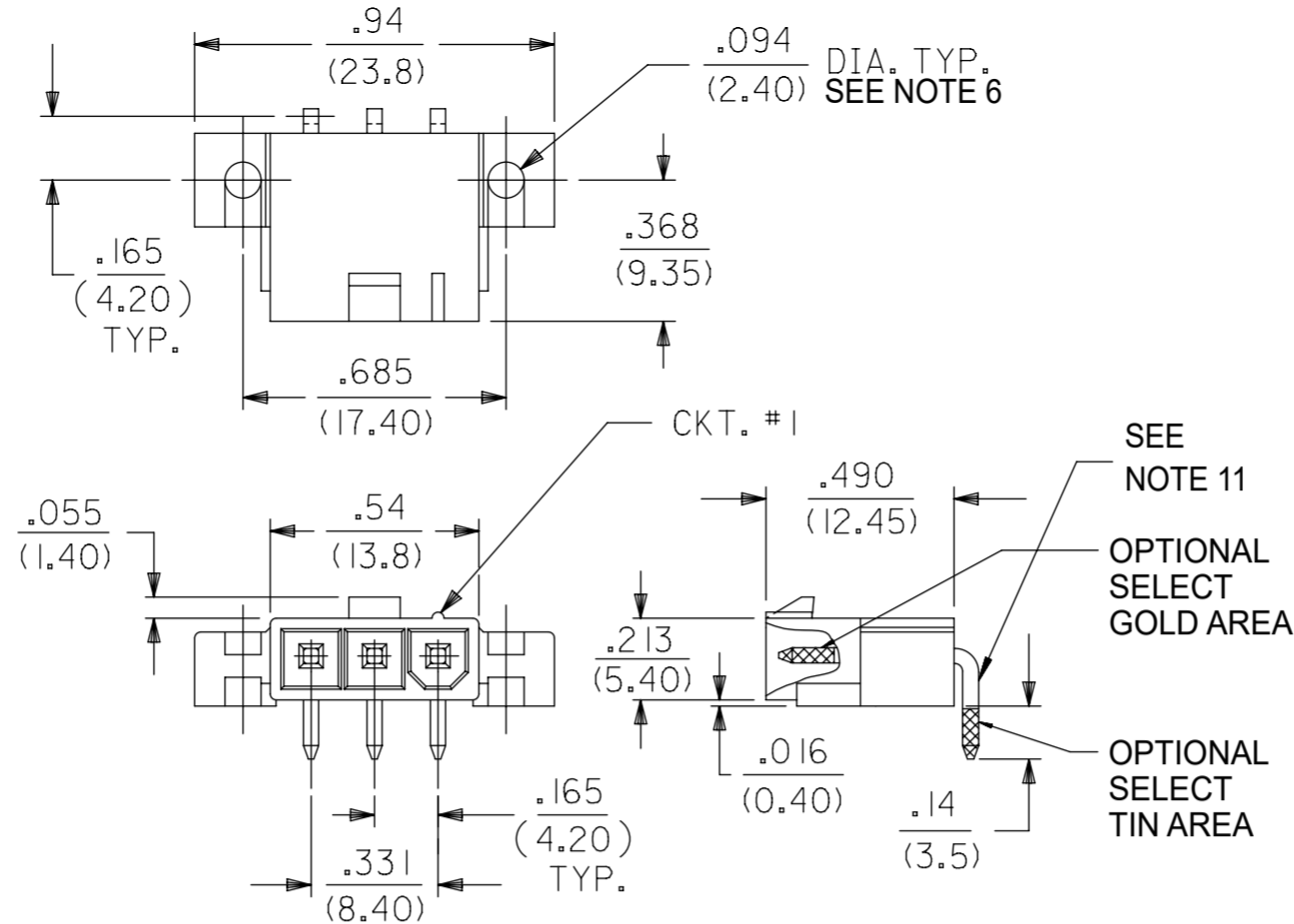
ASSEMBLY TYPE & HOUSING MATERIAL

- 1 = SINGLE ROW W/PEGS, POSITIVE LOCK MATERIAL= NYLON, UL 94V-2
- 2 = SINGLE ROW W/SCREW MOUNT, POSITIVE LOCK
- 3 = SINGLE ROW W/PEGS, POSITIVE LOCK MATERIAL= NYLON, UL 94V-0

CIRCUIT SIZE

NOTES:

- 1) MATERIAL: HOUSING: MATERIAL 1: UNFILLED NYLON, UL94V-2, IEC 60335-1, 5TH EDITION GLOW WIRE CAPABLE, COLOR - BLACK. MATERIAL 2: UNFILLED NYLON, UL94V-0, IEC 60335-1, 5TH EDITION GLOW WIRE CAPABLE, COLOR - BLACK. TERMINAL MATERIAL: BRASS ALLOY
- 2) TERMINAL PLATING: TIN = .000100/(0.00254) MIN. MATTE TIN OVER .000050/(0.00127) MIN. NICKEL OVERALL. GOLD = .000030/(0.00076) MIN. SELECT GOLD, .000100/(0.00254) MIN. SELECT MATTE TIN OVER .000050/(0.00127) MIN. NICKEL OVERALL
- 3) PRODUCT SPECIFICATION: PS-5556-001.
- 4) PACKAGING SPECIFICATION: BULK PACK PER PK-5569-002 TRAY PACK PER PK-5569-005
- 5) PART MATES WITH MOLEX RECEPTACLE 46994 SERIES.
- 6) PART IS DESIGNED FOR USE WITH #4 OR M3 SELF TAPPING SCREWS.
- 7) DISCOLORATION IN THE BANDOLIER CARRIER AREA OF THE PIN IS INHERENT TO THE PLATING PROCESS AND IS DUE TO THE MASKING EFFECT OF THE CARRIER. THIS DISCOLORATION IS IN A NON-FUNCTIONAL AREA OF THE PIN AND WILL NOT AFFECT THE PERFORMANCE OF THE HEADER ASSEMBLY.
- 8) CONNECTORS ARE NOT TO BE MATED AND UNMATED WHILE CIRCUITS ARE LIVE.
- 9) PARTS ARE NOT DESIGNED FOR CURRENT SHARING.
- 10) PART CONFORMS TO CLASS "B" REQUIREMENTS OF COSMETIC SPECIFICATION PS-45499-002. WITH THE EXCEPTION OF DISCOLORATION, FLASH AND SINK MEET CLASS "C" REQUIREMENTS.
- 11) FORMING MARKS ON PINS ARE ACCEPTABLE



THIS DRAWING CONTAINS INFORMATION THAT IS PROPRIETARY TO MOLEX ELECTRONIC TECHNOLOGIES, LLC AND SHOULD NOT BE USED WITHOUT WRITTEN PERMISSION									
DIMENSION UNITS	SCALE	CURRENT REV DESC:			 <b>3 CKT GLOW WIRE HEADER MINI-FIT JR. SERIES (SINGLE ROW)</b>				
INCH/MM	NTS								
GENERAL TOLERANCES (UNLESS SPECIFIED)		EC NO: 777582			<b>PRODUCT CUSTOMER DRAWING</b>				
ANGULAR TOL ± 3.0°		4 PLACES ±							
4 PLACES ±		DRWN: JERRYW8 2024/02/20			DOCUMENT NUMBER: <b>SD-172648-0000</b>   DOC TYPE: PSD   DOC PART: 001   REVISION: B2				
3 PLACES ±		CHK'D: XQZHANG 2024/02/22							
2 PLACES ± 0.38		APPR: XQZHANG 2024/02/22			MATERIAL NUMBER: SEE CHART   CUSTOMER: GENERAL MARKET   SHEET NUMBER: 2 OF 2				
1 PLACE ±		INITIAL REVISION:							
0 PLACES ±		DRWN: NNGUYEN 2014/04/11			DRAWING: A2-SIZE   SERIES: 172648				
DRAFT WHERE APPLICABLE MUST REMAIN WITHIN DIMENSIONS		APPR: FSMITH 2014/05/16							

DOCUMENT STATUS	P1	RELEASE DATE	2024/02/22	08:03:45
-----------------	----	--------------	------------	----------